

Primary vs Alternative Cart

Create multiple carts to assist in creating your desired schedule. Two carts are automatically available or create your own!

- **Primary cart** for classes in which you know you want to register
- **Alternatives cart** for other classes you may want to take or swap into
- Create your own cart to pull classes into your view when considering schedules

NOTE: If you make your own cart, be sure to move your class selections into the Alternatives Cart or the Primary cart in order to register.

From Path@Penn, click **Search & Register for classes** under *Academic Planning and Registration*.

Click **Primary cart** to open the Primary cart







OR

Click the **Select a Cart...** dropdown to open the **Alternative cart**

After selecting a course/section, click the **Add to Cart** button and select either the Primary or Alternative Cart. You can also create a new cart to add that section to.

Interpreting the Cart

Whether searching courses or just looking in your carts, you will notice colored icons:

-  *A blue cart indicates that the course is in one of your carts.*
-  *A black check mark shows you are registered.*
-  *A green check mark indicates you passed the course previously.*
-  *A red line shows you are going to drop the section.*
-  *A pencil shows you are changing the registration options.*
-  *A triangle with an explanation point shows a warning:*
 - Section is full
 - A hold exists
 - A time conflict exists with excluded times
 - A required Pre- or Co-requisite

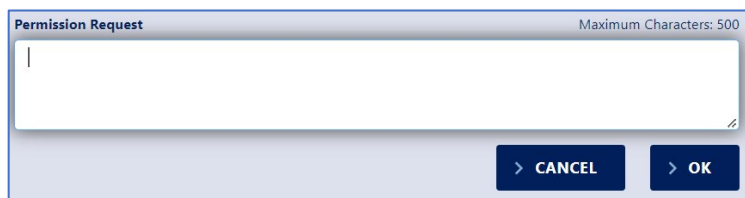
Requesting Permission to Register

If a section is restricted or you lack a pre-requisite, you may request permission to register.

From Path@Penn, click **Search & Register for classes**.

Search for and add the desired section to your **Primary Cart**.

If permission is required, a **Permission Request text box** will appear for you to provide a detailed explanation then click **OK**.



The Registration Options panel will appear to allow updates to grade mode, credits or swap this with if applicable. When done, click **Save Changes**.

Contact the department offering the class for questions about your request or if the request is "pending" for more than 5 business days.

Swap This With

Want to swap a course, but don't want to risk dropping it before know if you will get in?
Try the **Swap This With**...

This tool allows you to opt to conditionally swap a course in your primary cart with another registered course.

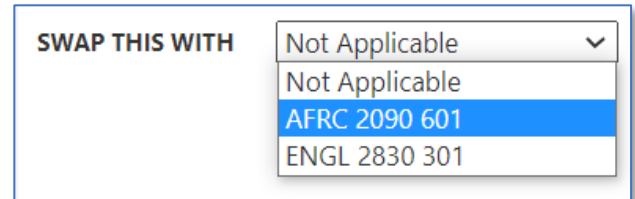
From Path@Penn, click **Add/Drop/Swap Classes**.

Add the section you want to swap with to your Primary Cart.

Click the course to be conditionally dropped in your Primary Cart.

Click **Edit Registration Options**.

Select the desired course you want to swap with and **Save Changes**.



If the swap is available, there will be a dropped course & a new course with a pencil icon in your Primary Cart.

Click Submit Registration to finalize the change.

When replacing a course that has more than one section (*such as a lab and lecture*) with a course that has only one section, add the desired course section to the **Primary** Cart.

Swap with the credit bearing section of the course being replaced, then *Save Changes* and *Submit Schedule*.

Drop both sections of the course that is being replaced, then *Submit Schedule* and *Submit Registration*.

When replacing a course that has more than one section with another course that has more than one section, use the **Edit Registration Options** panel to **swap the credit bearing sections**.

Swap the non-credit bearing sections, then *Save Changes*, *Submit Schedule*, and *Submit Registration*.

Change Grade Mode – Current Course

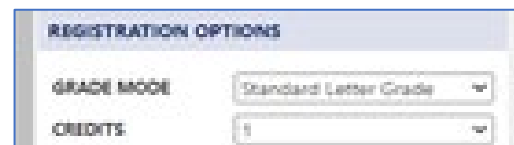
From Path@Penn, click **Add/Drop/Swap Classes**.

Click **Primary Cart** then click section to change.

Click **Edit Registration Options**.

Select the desired Grade Mode.

When done, click **Save Changes**.



Viewing Calendar Overlays

When **Searching & Registering for classes** and viewing the calendar of your alternate cart, note that your primary cart selections overlay into your alternative cart.

Hover over the red markers to view course details.

