

Lecturer / Course Coordinator: Dr Jonathan Klick

Course: ECON324-10S2 (C)




Number of respondents = 12 (36.4% of Course Roll)

Number of students enrolled in the Course = 33

2010

COURSE SURVEY

1. This was a well organised course.

#	Answer		Response	%
1	Strongly Disagree		1	8%
2	Disagree		0	0%
3	Neither Agree nor Disagree		0	0%
4	Agree		8	67%
5	Strongly Agree		3	25%
	Total		12	100%

Statistic	Value
Min Value	1
Max Value	5
Mean	4.00
Variance	1.09
Standard Deviation	1.04
Total Responses	12

Comment briefly on your above rating choice:

Text Response






The progression of the course was logical and the syllabus was followed (as much as possible given earthquake).

Great structure, could see where it was going the whole time

The text is not the best - too mathematical. Not enough simple and intuitive examples.

Statistic	Value
Total Responses	3

2. This course helped to stimulate my interest in the subject.

#	Answer		Response	%
1	Strongly Disagree		1	8%
2	Disagree		1	8%
3	Neutral		1	8%
4	Agree		3	25%
5	Strongly Agree		6	50%
	Total		12	100%

Statistic	Value
Min Value	1
Max Value	5
Mean	4.00
Variance	1.82
Standard Deviation	1.35
Total Responses	12

Comment briefly on your above rating choice:

Text Response

ECON323 had me reconsidering my choice of major. ECON324 got rid of that. Thanks!
Awesome to see the power of econometrics from an experienced practical lecturer
I like the focus on current research, which happens to be very interesting.

Statistic	Value
Total Responses	3

3. The overall workload in this course was:

#	Answer	Response	%
1	Too Light	0	0%
2	Light	0	0%
3	Reasonable	11	92%
4	Heavy	0	0%
5	Too Heavy	1	8%
	Total	12	100%

Statistic	Value
Min Value	3
Max Value	5
Mean	3.17
Variance	0.33
Standard Deviation	0.58
Total Responses	12

Comment briefly on your above rating choice:

Text Response

The test had a sensible amount of work covered. Though I haven't really yet started the assignment (fuck) so we'll see.

Problem sets were great to keep ideas fresh and solidify thrm

Statistic	Value
Total Responses	2

4. The level of difficulty of this course was:

#	Answer		Response	%
1	Too Easy		0	0%
2	Easy		0	0%
3	Reasonable		9	75%
4	Difficult		2	17%
5	Too Difficult		1	8%
	Total		12	100%

Statistic	Value
Min Value	3
Max Value	5
Mean	3.33
Variance	0.42
Standard Deviation	0.65
Total Responses	12

Comment briefly on your above rating choice:






Text Response

Challenging but where it mattered; ECON323 was hard because we had to memorise so many damn formulae and proofs, this was "easier" in the sense that it was mostly about intuition.

It was a challenge but it needs to be at this level and there are some fundamental ideas that need to Be grasped

Statistic	Value
Total Responses	2

5. I received helpful feedback on my progress.

#	Answer		Response	%
1	Strongly Disagree		1	8%
2	Disagree		0	0%
3	Neutral		4	33%
4	Agree		5	42%
5	Strongly Agree		2	17%
	Total		12	100%

Statistic	Value
Min Value	1
Max Value	5
Mean	3.58
Variance	1.17
Standard Deviation	1.08
Total Responses	12

Comment briefly on your above rating choice:






Text Response

The marking of the first test was useful.

Test was difficult, but a good test of our learning

Statistic	Value
Total Responses	2

6. The assessments in this course measured my learning effectively.

#	Answer		Response	%
1	Strongly Disagree		1	8%
2	Disagree		1	8%
3	Neutral		1	8%
4	Agree		6	50%
5	Strongly Agree		3	25%
	Total		12	100%

Statistic	Value
Min Value	1
Max Value	5
Mean	3.75
Variance	1.48
Standard Deviation	1.22
Total Responses	12

Comment briefly on your above rating choice:

Text Response

I did well, so yeah, I agree. But in all seriousness, I think the test was about the right level.

Tests were hard but do-able

The first test was really hard and threw me. Unfortunately the test was upwaited after the earthquake which I thought was unfair as we had already sat it.

Statistic	Value
Total Responses	3

7. Overall, this is a good quality course.

#	Answer	Response	%
1	Strongly Disagree	1	8%
2	Disagree	0	0%
3	Neutral	0	0%
4	Agree	5	42%
5	Strongly Agree	6	50%
	Total	12	100%

Statistic	Value
Min Value	1
Max Value	5
Mean	4.25
Variance	1.30
Standard Deviation	1.14
Total Responses	12

Comment briefly on your above rating choice:

Text Response

Content was interesting and useful, I feel like I know a lot more about econometrics than I did before.

GREAT course, really could see the practical aspects of econometrics

Statistic	Value
Total Responses	2

What aspects of this course were most helpful in your learning?

Text Response

I like the different approach however the difference between American Universities have different protocols to Canterbury and is hard to ascertain expectations.

Liked having the Thursday classes with a more practical slant. Thought it was good to have 2 hour lectures (though Monday morning isn't the best time) because more could be covered.

Great lecturing - not every lecturer needs to use notes

Quite simply, Klick is the man. The intuition approach is much more interesting (and probably relevant) than a mathematical approach. Once I got a handle on it I found Stata much better to use than EViews. Given the rest of the world all seems to use Stata I struggle to see why we didn't use it in previous econometric courses.

Really interesting examples that explained the theories well

The focus on intuition rather than on mathematical equations. Also, the focus on current research rather than contrived examples. Finally, the method of partialing out the "hidden" effects.

Lectures were good but there were no notes so this would have made it extremely difficult if there was a final exam.

Statistic	Value
Total Responses	7

How could this course be changed to assist your learning?

Text Response

Stop having earthquakes! It was a well planed curse until the earthquake upset things.

Would've been nice to have tutorials but those can be difficult with a computer-based class.

Maybe a clearer view of what test questions would be like because the tests were quite a lot harder than the tests




The text is not particularly clear. Econometrics by Michael Murray is better. However, just reading current research is even better - the Crime study by klick, Boat lift, Mcdonalds papers are all accessible. With data, they would be even better.

I think the scaling of marks for tests was not optimal.

Statistic	Value
Total Responses	5

TEACHING SURVEY

1. The classes were well organised.

#	Answer		Response	%
1	Strongly Disagree		1	8%
2	Disagree		0	0%
3	Neutral		0	0%
4	Agree		7	58%
5	Strongly Agree		4	33%
	Total		12	100%

Statistic	Value
Min Value	1
Max Value	5
Mean	4.08
Variance	1.17
Standard Deviation	1.08
Total Responses	12




Comment briefly on your above rating choice:

Text Response

Again, syllabus was great, logical progression, etc.

Statistic	Value
Total Responses	1

2. The lecturer was able to communicate ideas and information clearly.

#	Answer		Response	%
1	Strongly Disagree		1	8%
2	Disagree		0	0%
3	Neutral		0	0%
4	Agree		5	42%
5	Strongly Agree		6	50%
	Total		12	100%

Statistic	Value
Min Value	1
Max Value	5
Mean	4.25
Variance	1.30
Standard Deviation	1.14
Total Responses	12

Comment briefly on your above rating choice:

Text Response





The first lecture this semester, he briefly explained OLS, and I understood more in that half hour than I did the entire course last semester.

Great communication skills

Lecturer was good but very rude sometimes and tended to insult people alot.

Statistic	Value
Total Responses	3

3. The lecturer stimulated my interest in the subject.

#	Answer		Response	%
1	Strongly Disagree		1	8%
2	Disagree		0	0%
3	Neutral		1	8%
4	Agree		4	33%
5	Strongly Agree		6	50%
	Total		12	100%

Statistic	Value
Min Value	1
Max Value	5
Mean	4.17
Variance	1.42
Standard Deviation	1.19
Total Responses	12

Comment briefly on your above rating choice:

Text Response





Used real world examples and interesting anecdotes very well, made the subject seem more useful and interesting.

Personally just find econometrics incredibly boring.

Klick was very knowledgable about His areas of expertise, he knew what the forefront of research is about, he knew what worked, what didnt. And what was useless!

Statistic	Value
Total Responses	3

4. The lecturer's attitude towards students has been good.

#	Answer		Response	%
1	Strongly Disagree		1	8%
2	Disagree		0	0%
3	Neutral		1	8%
4	Agree		3	25%
5	Strongly Agree		7	58%
	Total		12	100%

Statistic	Value
Min Value	1
Max Value	5
Mean	4.25
Variance	1.48
Standard Deviation	1.22
Total Responses	12

Comment briefly on your above rating choice:

Text Response
Seems approachable, always answers questions well.
Really positive and approachable
Very critical of his students.

Statistic	Value
Total Responses	3

5. Overall, the lecturer is an effective teacher.

#	Answer	Response	%
1	Strongly Disagree	1	8%
2	Disagree	0	0%
3	Neutral	0	0%
4	Agree	4	33%
5	Strongly Agree	7	58%
	Total	12	100%

Statistic	Value
Min Value	1
Max Value	5
Mean	4.33
Variance	1.33
Standard Deviation	1.15
Total Responses	12

Comment briefly on your above rating choice:

Text Response

Obviously knows his stuff and manages to make lectures entertaining and informative.
Great lecturer, easily the best I've ever had, any chance of Getting him back for 2011 to teach honours???

Statistic	Value
Total Responses	2

Are there any other ways in which the lecturer's teaching of this course assisted your learning?

Text Response

Has a relaxed teaching style that made it much more interesting than just reading off notes. His passion in the topic made it easier for him to convey his message. Even without formal notes, information was clear.

Klick made econometrics interesting. One of the best lecturers I've had in my time at uni.

Just emphasizing what is important and what works and why it works

Real world experience.

Statistic	Value
Total Responses	4

What other change(s) in this lecturer's teaching would assist your learning?

Text Response

Only thing to change was pay him more to replace Robin Harrison. Robin is the worst lecturer in my time at UC. Absolutely Useless

Changing the font/background colour of his website. I have to highlight the text to read it. Might just be my poor eyesight/laptop screen though. :P

Wouldn't change it

More problemsets and more readings of current research

Statistic	Value
Total Responses	4